























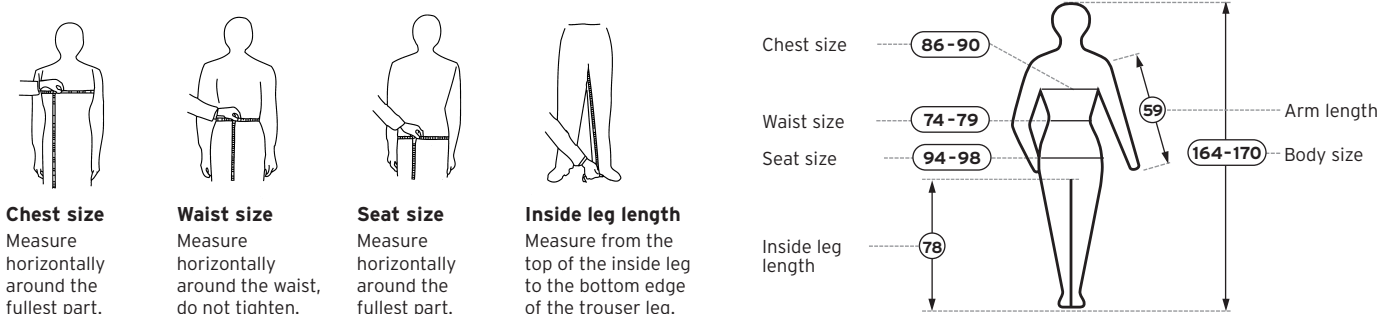
## Information on laundry care

<b>Washing</b>	 Do not wash	 Boil or white wash	 Hot wash (colour wash)	 Delicates
		 Gentle cycle	 Gentle cycle	 Gentle cycle
<b>Bleaching</b>	 Do not chlorinate	 Chlorine and oxygen bleaching allowed		
<b>Drying</b>	 Do not tumble dry	 Tumble dry with reduced thermal load	 Tumble dry with normal thermal load	
<b>Ironing</b>	 Do not iron	 High setting	 Medium setting	 Low setting
<b>Dry cleaning</b>	 Do not dry clean	 The circle indicates whether or not organic solvents can be used for cleaning. The letter in the circle provides information for the dry cleaning service.	 	 

Note: The lines added under the symbols for washing and dry cleaning indicate the gentler treatment of specific textiles in the washing and dry cleaning process.

- Wash clothing more frequently to prevent stains from becoming permanent. In the event of major soiling, wash work clothing separately from other clothes.
  - Zips must be closed before washing or dry-cleaning to ensure durability.
  - Almost all cotton items have been sanforised and do not shrink more than  $\pm 1\%$  (Sanfor standard).
  - For **cotton**, remove, shake out and stretch the articles after spinning and lightly pull seams to smooth them. Since even sanforised cotton is still a natural fibre despite its special treatment, it should not be dried at **too high** a temperature. Since temperatures in the tumble dryer are twice as high as during the wash process with the potential for excessive moisture loss from the fabric, there is a very great risk of shrinking.
  - For **mixed fabrics**, do not overload the drum (about **3/4** of the recommended load), to prevent creasing. Do not spin or only lightly and iron as necessary.
  - Rinse well. Fabric softeners (in final rinse) very often also have anti-static characteristics, and make clothes more comfortable to wear.
  - Even though the greatest possible care is taken in product development and quality control, we must point out specifically that before our products are subjected to industrial laundering, appropriate washing tests have to be carried out. Only prewashed clothing may be used for size assessment.
- BP does not assume liability for complaints which are attributable to inadequate washing tests and incorrect size assessment.**

Owing to ongoing improvements to our products, we reserve the right to improve or modify our product range and the materials used at any time.



## Size charts



### Men's sizes (Single and dual sizes, dual sizes highlighted in grey)

		Normal sizes									Oversizes						Stocky sizes							
Sizes		38	40	42	44	46	48	50	52	54	56	58	60	62	64	66	24	25	26	27	28	29	30	31
Chest size	B	76	80	84	88	92	96	100	104	108	112	116	120	124	128	132	96	100	104	108	112	116	120	124
Arm length	F	54	55	56	59	61	62	63	64	65	65	66	66	67	67	68	60	61	62	63	63	64	64	65
Waist size	B	64	68	72	76	80	84	88	92	98	102	108	112	118	122	128	88	92	96	102	106	112	116	122
Seat size	B	84	88	92	96	100	104	108	112	116	120	124	128	132	136	140	104	108	112	116	120	124	128	132
Inside leg	F	72	75	77	78	80	82	83	84	85	86	86	87	87	87	87	77	78	79	80	81	81	82	82

		Slim sizes									Stomach sizes									
Sizes		82	86	90	94	98	102	106	110	114	118	51	53	55	57	59	61	63	65	67
Chest size	B	80	84	88	92	96	100	104	108	112	116	100	104	108	112	116	120	124	128	132
Arm length	F	62	63	64	65	66	67	68	69	69	70	61	62	63	64	64	65	65	66	66
Waist size	B	68	72	76	80	84	88	92	98	102	108	104	110	114	120	124	130	134	140	144
Seat size	B	90	94	98	102	106	110	114	118	122	126	110	114	118	122	126	130	134	138	142
Inside leg	F	88	88	88	88	88	89	90	91	92	92	78	79	80	81	81	82	82	82	82

### Women's sizes

Sizes		34	36	38	40	42	44	46	48	50	52	54	56	58
Chest size	B	80	84	88	92	96	100	104	110	116	122	128	134	140
Waist size	B	65	68	72	76	80	84	88	94	101	107	114	120	127
Hip size	B	90	94	97	100	103	106	109	114	119	124	129	134	139

### Unisex sizes (conversion table)

Sizes		XS	S	M	L	XL	XXL	XXXL
Women		32/34	36/38	40/42	44/46	48/50	52/54	56/58
Men		40/42	44/46	48/50	52/54	56/58	60/62	64/66

### Conversion table (men's sizes to women's sizes)

Men's sizes	44	46	48	50	52	54	56	58	60	62	64
	90	94	98	102	106	110	114	118	122	126	130
Women's sizes	36	38	40	42	44	46	48	50	52	54	56

### Quilted lining

(for jackets 1479, 1454, 1602, 1607, 1800, 1880, 1847 and waistcoats 1434, 1461)

Lining sizes		44/46	48/50	52/54	56/58	60/62	64/66
Waistcoat sizes		S	M	L	XL	XXL	XXXL
Jacket sizes		44/46	48/50	52/54	56/58	60/62	64/66
		90/94	98/102	106/110	114/118		
			24/25	26/27	28/29		

BP attaches great importance to a good fit. This is why we spend a lot of time analysing new data and findings derived from everyday practice and measurement series. These data and findings are incorporated into our size charts. These size charts apply for a variety of our models. Other models are produced according to the intex size chart, which we'll be pleased to make available to you on request.

If you have any questions, please contact our Customer Services. We'll be happy to advise you.